




Ripasso e poi continuo nel quaderno.....

V → v



ALFABETO

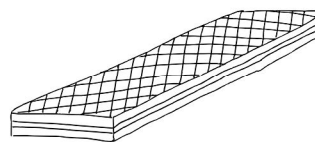
www.lamamacreativa.altervista.org

Handwriting practice for the cursive letter 'v'. It consists of two rows of a three-line grid. The first row starts with a red cursive 'v' followed by dotted 'v's for tracing. The second row starts with a red cursive 'v' followed by dotted 'v's for tracing.



Ripasso e poi continuo nel quaderno.....

W → w



ALFABETO

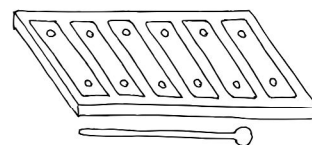
www.lamamacreativa.altervista.org

Handwriting practice for the cursive letter 'w'. It consists of two rows of a three-line grid. The first row starts with a blue cursive 'w' followed by dotted 'w's for tracing. The second row starts with a blue cursive 'w' followed by dotted 'w's for tracing.



Ripasso e poi continuo nel quaderno.....

X → x



ALFABETO

www.lamamacreativa.altervista.org

Handwriting practice for the cursive letter 'x'. It consists of two rows of a three-line grid. The first row starts with a blue cursive 'x' followed by dotted 'x's for tracing. The second row starts with a blue cursive 'x' followed by dotted 'x's for tracing.