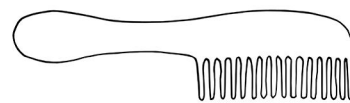




Ripasso e poi continuo nel quaderno.....


ALFABETO

P → P



www.lamamacreativa.altervista.org


Handwriting practice area for the letter P. It consists of two rows of a three-line grid. The first row starts with a solid red 'P' followed by dotted 'P's for tracing. The second row starts with a solid red 'P' followed by dotted 'P's for tracing.



Ripasso e poi continuo nel quaderno.....

ALFABETO

Q → Q



www.lamamacreativa.altervista.org


Handwriting practice area for the letter Q. It consists of two rows of a three-line grid. The first row starts with a solid red 'Q' followed by dotted 'Q's for tracing. The second row starts with a solid red 'Q' followed by dotted 'Q's for tracing.



Ripasso e poi continuo nel quaderno.....

ALFABETO

R → R



www.lamamacreativa.altervista.org

Handwriting practice area for the letter R. It consists of two rows of a three-line grid. The first row starts with a solid red 'R' followed by dotted 'R's for tracing. The second row starts with a solid red 'R' followed by dotted 'R's for tracing.